


OVQG DVD Catalogue



American Quilter Series Episodes Ten, Eleven, Twelve, Thirteen

Starring:: Jeanna Juleson

Director:

Category: Reference


Running Time: 0:00

[Click Here to Request This Book from Library](#)

If the link above does not work send an email to library@ottawavalleyquiltersguild.org to request this title.

Product Description

Program Hosted by Jeanna Juleson



Art Quilt Design From Photo To Threadwork

Starring::

Director:

Category: Technique

Running Time: 0:00

[Click Here to Request This Book from Library](#)

If the link above does not work send an email to library@ottawavalleyquiltersguild.org to request this title.

Product Description

Join award-winning art quilter Sarah Ann Smith to learn her process for creating a fused and free-motion stitched fabric collage.

Barbara Shapel Presents the Art of Machine Quilting

Starring:: Barbara Shapel


Director:

Category: Machine/hand quilting

Running Time: 3:00

[Click Here to Request This Book from Library](#)

If the link above does not work send an email to library@ottawavalleyquiltersguild.org to request this title.



Product Description

The first quilt Barbara Shapel entered in a show won 'best of show.' Now it might be too late for you to win with your first ever quilt in a show, but how about the next one? Watching a master at work is always inspiring and Barbara's approach is both informative and a real confidence builder. It's true that years of practice make things look easy. But with her hands-on demonstration, your understanding of how to add beautiful machine quilting will have you creating that 'best of show' quilt of your own. Barbara is a self-taught machine quilter who says she didn't know there were rules, and so she fearlessly broke some. Her maverick approach is our gain as her rule-breaking techniques add amazing depth and dimension to her quilts. after her discussion about needles, thread, batting, and layering, put together a quilt sandwich and play along as Barbara spins her magic at the sewing machine. Special features include: Narrated Trunk Show and Outtakes.

Canadian quilter's Association National Juried Show - 2012

Starring::

Director:

Category: Quilt Show

Running Time: 0:00

[Click Here to Request This Book from Library](#)

If the link above does not work send an email to library@ottawavalleyquiltersguild.org to request this title.

IMAGE NOT AVAILABLE

Catalogue PDF and the original photos.

Carol Doak Teaches You to Paper Piece

Starring:: Educational DVD


Director: C&T Publishing

Category: Paper Piecing

Running Time: 1:30

[Click Here to Request This Book from Library](#)

If the link above does not work send an email to library@ottawavalleyquiltersguild.org to request this title.



Product Description

Product Description

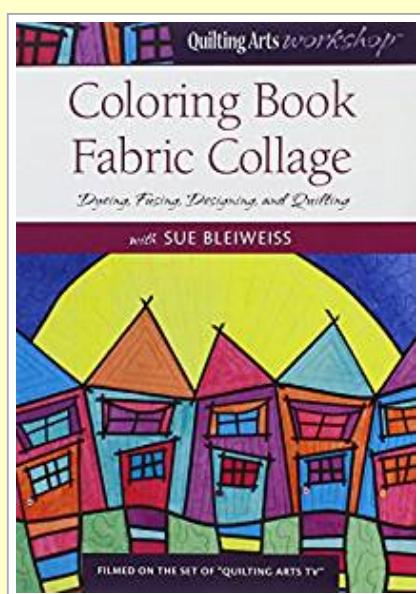
Watch and learn from your favorite paper-piecing expert!

Review

June 1, 2006 Carol's new DVD arrived in today's mail and I have just spent the last 90 minutes viewing it. It is worth every penny and a delight to watch. I have been paper-piecing for a long time and learned new tips which goes to prove you can teach an old dog new tricks. Thanks, Carol! --Sandra Drake

June 1, 2006 I'm new to paper piecing (never did it) and this video has taken all the mystery out of the process--just love it! --Student

June 1, 2006 Carol, you explain everything so well and make it so simple! --Student See all Editorial Reviews



Coloring Book Fabric Collage: Dying, Fusing, Designing, and Quilting

Starring::

Director:

Category: Technique


Running Time: 0:00

[Click Here to Request This Book from Library](#)

If the link above does not work send an email to library@ottawavalleyquiltersguild.org to request this title.

Coloring Book Fabric Collage: Dying, Fusing, Designing, and Quilting by Sue Bleiweiss

Learn fabric collage techniques from Sue Bleiweiss, who will take you through the steps of the process.



Digital Collage for Quilt Design from Start to Finish

Starring::

Director:

Category: Technique

Running Time: 0:00

[Click Here to Request This Book from Library](#)

If the link above does not work send an email to library@ottawavalleyquiltersguild.org to request this title.

Dynamic Fabric Art Portraits: A Foolproof Step-by-Step Process

Starring::

Dynamic Fabric Art Portraits

A Foolproof Step-by-Step Process

with ESTERITA AUSTIN



Director:
Category: Technique
Running Time: 1:09

[Click Here to Request This Book from Library](#)

If the link above does not work send an email to library@ottawavalleyquiltersguild.org to request this title.

Dynamic Fabric Art Portraits: A Foolproof Step-by-Step Process by Esterita Austin

Join award-winning quilt artist Esterita Austin and learn how to create a dramatic, expressionistic portrait in a few easy steps. Borrowing from the Renaissance painters, a single, directional light source is used to give the illusion of depth and mystery in the imagery.



Fast and Free Volume .5

Starring:: Patsy Thompson

Director: Ernie Bode
Category: Machine/hand quilting
Running Time: 2:09

[Click Here to Request This Book from Library](#)

If the link above does not work send an email to library@ottawavalleyquiltersguild.org to request this title.

Product Description


Product Description

Are you new to free motion machine quilting and need guidance from the ground up? Are you a seasoned free motion machine quilter, and looking for some new design ideas for stitching quilted motifs? Either way, this instructional DVD is for you! This DVD begins with a discussion on the basics of free motion quilting, and then turns to a lesson on preparing the quilt sandwich. The mysteries of mastering sewing machine tension are then unraveled before basic lessons in free motion machine quilting begin. Once the basics are covered, the viewer is introduced to the concept of fast and free...Patsy's technique of creating countless spin-off designs, just by making a small change in one base design. Watch and listen as Patsy shows and discusses how to stitch 18 different quilting designs and gives ideas for additional related spin-off designs. The tutorial ends with a detailed lesson in how to convert your closed toe free

motion foot to an open toe foot. With designs suitable for traditional quilts, contemporary quilts, and art quilts, what machine quilter wouldn't benefit from a tutorial like this?!

About the Actor

Patsy Thompson was raised in an eastern suburb of Cleveland, Ohio and enjoyed many types of craft work from an early age. She first learned to sew in a six-week sewing course at the local Singer store, and she's been hooked ever since! Initially a self-taught quilter in the late 1970 s, Patsy's early ignorance of many of the rules of quilting led her down some new paths of discovery, learning all the joy and exhilaration that come with experimentation. Subsequent classes in numerous quilting techniques have fueled her fire and she now delights in the challenge of placing a new spin on different techniques. Patsy was a hand quilter for her first 25-plus years in quilting and struggled to learn the art of free motion machine quilting. It wasn't easy! Once mastered, free motion machine quilting became a wonderful creative outlet and Patsy now travels to teach and pass along her free motion mastery to others. The overwhelmingly enthusiastic response from her students has prompted her to create these series of instructional DVD s on free motion machine quilting. Her work has been exhibited in quilt shows and juried exhibitions across the United States, including the American Quilter s Society show in Paducah, Kentucky.



Free Motion...Fun with Feathers! Volume 1

Starring:: Patsy Thompson

Director: Ernie Bode

Category: Machine/hand quilting

Running Time: 2:06

[Click Here to Request This Book from Library](#)

If the link above does not work send an email to library@ottawavalleyquiltersguild.org to request this title.

Product Description


Product Description

If you've ever admired machine quilted feathers and wished you could stitch them yourself, then this instructional DVD is for you! Beginning with a tutorial on marking the quilt sandwich, this DVD guides you through stitching freeform feathers, feathered hearts, whimsical feathers, and feather embellishments with decorative threads. The tutorial then turns to feathers with a stitched spine and curley-cue feathers with a stitched spine, and then a discussion on ThreadPower...the use of thread as an additional design element in your quilts. It rounds out with a final discussion on uses for feathers in traditional quilts, contemporary quilts, and in art quilts. With such a versatile design element, what quilter wouldn't want to learn the art of machine quilted feathers?!

About the Actor

Patsy Thompson was raised in an eastern suburb of Cleveland, Ohio and enjoyed many types of craft work from an early age. She first learned to sew in a six-week sewing course at the local Singer store, and she's been hooked ever since! Initially a self-taught quilter in the late 1970's, Patsy's early ignorance of many of the rules of quilting led her down some new paths of discovery, learning all the joy and exhilaration that come with experimentation. Subsequent classes in numerous quilting techniques have fueled her fire and she now delights in the challenge of placing a new spin on different techniques. Patsy was a hand quilter for her first 25-plus years in quilting and struggled to learn the art of free motion machine quilting. It wasn't easy! Once mastered, free motion machine quilting became a wonderful creative outlet and Patsy now travels to teach and pass along her free motion mastery to others. The overwhelmingly enthusiastic response from her students has prompted her to create these series of instructional DVDs on free motion

machine quilting. Her work has been exhibited in quilt shows and juried exhibitions across the United States, including the American Quilter's Society show in Paducah, Kentucky.



Free Motion...Fun with Vines and Leaves! Volume 1

Starring:: Patsy Thompson

Director: Ernie Bode

Category: Machine/hand quilting

Running Time: 2:03

[Click Here to Request This Book from Library](#)

If the link above does not work send an email to library@ottawavalleyquiltersguild.org to request this title.

Product Description

Product Description

If you've been intrigued by the graceful curves of vines or the intricate designs of leaves and wish to stitch them yourself, then this DVD is for you! With designs applicable to traditional quilts, contemporary quilts, and art quilts, this DVD is a step-by-step tutorial on the free motion stitching of a wide variety of vines as well as garlands of flowers and leaves. You will then learn how to add more interest to your vines and leaves through hyperquilting, or overquilting your stitched motifs with a high contrast decorative thread. Bring the garden of your fantasies to life with your sewing machine as you master these free motion designs and techniques!

About the Actor

Patsy Thompson was raised in an eastern suburb of Cleveland, Ohio and enjoyed many types of craft work from an early age. She first learned to sew in a six-week sewing course at the local Singer store, and she's been hooked ever since! Initially a self-taught quilter in the late 1970's, Patsy's early ignorance of many of the rules of quilting led her down some new paths of discovery, learning all the joy and exhilaration that come with experimentation. Subsequent classes in numerous quilting techniques have fueled her fire and she now delights in the challenge of placing a new spin on different techniques. Patsy was a hand quilter for her first 25-plus years in quilting and struggled to learn the art of free motion machine quilting. It wasn't easy! Once mastered, free motion machine quilting became a wonderful creative outlet and Patsy now travels to teach and pass along her free motion mastery to others. The overwhelmingly enthusiastic response from her students has prompted her to create these series of instructional DVD's on free motion machine quilting. Her work has been exhibited in quilt shows and juried exhibitions across the United States, including the American Quilter's Society show in Paducah, Kentucky.

Free-Motion Machine Sketching

Starring::


Director:

Category: Machine/hand quilting

Running Time: 0:00

[Click Here to Request This Book from Library](#)

If the link above does not work send an email to library@ottawavalleyquiltersguild.org to request this title.



Product Description

Learn the basics of drawing with thread and creating stitched motifs with art quilter and popular teacher Candy Glendening.



Jan Krentz Teaches You to Make Lone: At Home with the Experts #12

Starring::

Director:

Category: Block Specific

Running Time: 1:00

[Click Here to Request This Book from Library](#)

If the link above does not work send an email to library@ottawavalleyquiltersguild.org to request this title.

Product Description

Learn how to use today's techniques to simplify this intricate design.

Katie Pasquini Masopust Teaches Simple Steps to Dynamic Art Quilts

Starring:: Katie Pasquini Masopust

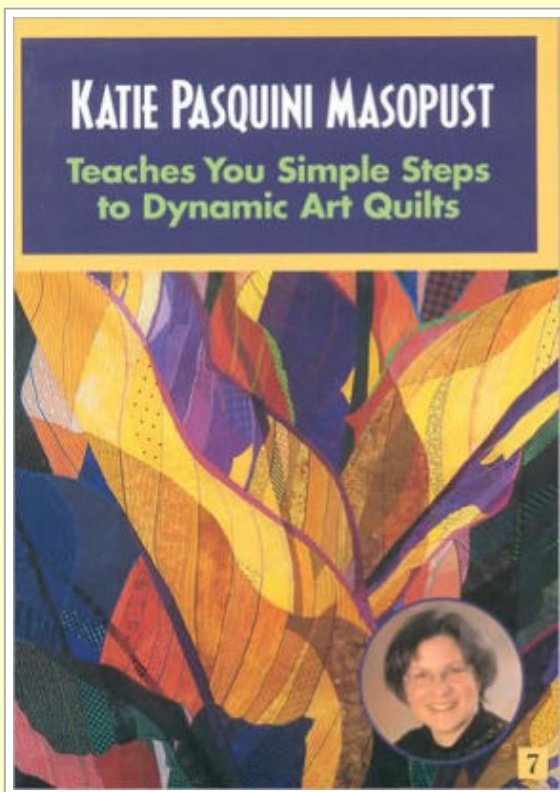
Director: C&T Publishing

Category: Art Quilts/ Landscapes

Running Time: 1:15

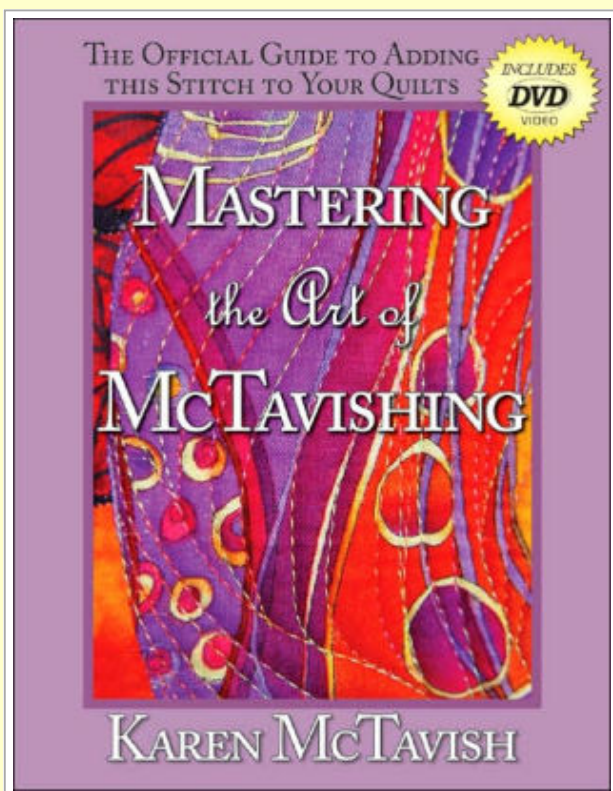
[Click Here to Request This Book from Library](#)

If the link above does not work send an email to library@ottawavalleyquiltersguild.org to request this title.



Katie Pasquini Masopust Teaches Simple Steps to Dynamic Art Quilts by Katie Pasquini Masopust

Katie shows you how to create radiant art quilts, step by step, from initial idea to finished quilt.



Mastering the Art of McTavishing: The Official Guide to Adding the Stitch to Your Quilts

Starring::

Director:

Category: Surface Design

Running Time: 0:00


[Click Here to Request This Book from Library](#)

If the link above does not work send an email to library@ottawavalleyquiltersguild.org to request this title.

Mastering the Art of McTavishing: The Official Guide to Adding the Stitch to Your Quilts by Karen McTavish

Quilters learn how to recreate the motion and texture of the author's popular namesake stitch as they follow along with this fully illustrated handbook and DVD. Inspired by the art nouveau movement's Alfonse Mucha, this freehand, background filler quilting design has electrified the quilting community. Dubbed "McTavishing," after its creator, it has become the most popular new design concept in quilting today. As shown in the 25 illustrated projects, McTavishing may be added to any quilt or garment, from wholecloth to contemporary art quilts, and done by hand, domestic machine, or longarm technique. The book's seven how-to chapters demonstrate the uses of the McTavishing stitch-as an addition to an open quilt block, in a border, to highlight complex applique, custom tailor a favorite garment, or as

part of a larger overall design-while the accompanying DVD provides lessons from the author. Accompanied by interviews with accomplished hand and domestic machine quilters, this guide offers readers an unparalleled view of the exciting new quilting process.



Modern Machine Quilting - Straight Lines, Spirals, Serpentine, and More!

Starring::

Director:

Category: Machine/hand quilting


Running Time: 0:00

[Click Here to Request This Book from Library](#)

If the link above does not work send an email to library@ottawavalleyquiltersguild.org to request this title.

Product Description

Be inspired to take your machine quilting to the next level! Catherine Redford demonstrates modern quilting techniques including sophisticated straight lines, organic curves, spirals, and more.



Quilting Arts TV Series 1000

Starring::

Director:

Category: Art Quilts/ Landscapes

Running Time: 0:00

[Click Here to Request This Book from Library](#)

If the link above does not work send an email to library@ottawavalleyquiltersguild.org to request this title.

Quilting Arts TV Series 1000 by Interweave

Join host Pokey Bolton and guests on a quilting adventure and learn surface design tips, machine stitching techniques, color exploration, and more!

Quilting Arts TV Series 1100

Starring::


Director:

Category: Art Quilts/ Landscapes

Running Time: 0:00


[Click Here to Request This Book from Library](#)

If the link above does not work send an email to library@ottawavalleyquiltersguild.org to request this title.



Quilting Arts TV Series 1100 by Interweave

Tune in to this season of QATV to get fresh ideas for contemporary quilting, explore a multitude of artful approaches to design techniques, and more.



Quilting Arts TV Series 1200

Starring::

Director:

Category: Art Quilts/ Landscapes

Running Time: 0:00

[Click Here to Request This Book from Library.](#)

If the link above does not work send an email to library@ottawavalleyquiltersguild.org to request this title.

Quilting Arts TV Series 1200 by Quilting Arts Editors

Tune in to season 12 of QATV to get fresh ideas for contemporary quilting, explore a multitude of artful approaches to design techniques, and more.


Quilting Arts TV Series 400

Starring::

Director:

Category: Art Quilts/ Landscapes

Running Time: 0:00



[Click Here to Request This Book from Library.](#)

If the link above does not work send an email to library@ottawalleyquiltersguild.org to request this title.

Quilting Arts TV Series 400 by Interweave

Explore contemporary quilt design, free-motion quilting, hand and machine embroidery, fused quilts, fabric manipulation, graffiti quilting, thread painting, and machine stitching on unusual surfaces (such as metal).



Quilting Arts TV Series 900

Starring::

Director:

Category: Art Quilts/ Landscapes

Running Time: 6:00

[Click Here to Request This Book from Library.](#)

If the link above does not work send an email to library@ottawalleyquiltersguild.org to request this title.

Quilting Arts TV Series 900 by Interweave

Join host Pokey Bolton and many of today's top quilt artists on a fun and fabulous quilting adventure.

Quilting Arts TV Series 900

Starring::

Director:

Category: Art Quilts/ Landscapes

Running Time: 6:00


[Click Here to Request This Book from Library.](#)

If the link above does not work send an email to library@ottawalleyquiltersguild.org to request this title.



Product Description

Join host Pokey Bolton and many of today's top quilt artists on a fun and fabulous quilting adventure.



Quilting in Sections

Starring::

Director:


Category: Machine/hand quilting

Running Time: 50:00

[Click Here to Request This Book from Library](#)

If the link above does not work send an email to library@ottawavalleyquiltersguild.org to request this title.

Quilting in Section expert Martha Schellingerhoud teaches you three uniquely different ways to quilt in sections. Everything you need to know to quilt large quilts on a regular household sewing machine. Two of these techniques have no visible sign of being quilted in sections.



Ricky Tims Presents Grand Finale: Fine Machine Quilting and Finishing Techniques

Starring::

Director:

Category: Machine/hand quilting


Running Time: 0:00

[Click Here to Request This Book from Library](#)

If the link above does not work send an email to library@ottawavalleyquiltersguild.org to request this title.

"FIN-AL-E" !!! The world's first comprehensive machine quilting DVD is here. Ricky's Grand Finale DVD workshop is available to all who are interested in "Fine machine quilting and finishing techniques"! The 2nd in a series of instructional DVD workshops, Grand Finale is chocked-full with so much information, that quilters the world over will put this resource at the top of their list. This DVD covers everything once the quilt top is complete: * innovative

marking techniques * creating your own quilting designs * managing the quilt * machine trapunto * bobbin quilting * bobbin trapunto * two exciting heirloom bindings made completely by machine. In addition, the DVD contains bonus items of a video gallery of Ricky's quilts, bloopers, and like Quilting Caveman Style and Fishin', original music composed by Ricky exclusively for this workshop.



Soy Wax Inspirations with Susan Purney Mark

Starring:: Susan Purney Mark

Director: Andrew Galli

Category: Colour/dyeing

Running Time: 2:28

[Click Here to Request This Book from Library](#)

If the link above does not work send an email to library@ottawavalleyquiltersguild.org to request this title.

Product Description

Informative and fun, SOY WAX INSPIRATIONS with SUSAN PURNEY MARK (DVD, 2.5 hours) is an essential reference for every surface design artist interested in exploring soy wax -- a safe and easy way to enjoy working with resist. Included in this 2.5 hour DVD:

- Soy Wax Dyes & Equipment / Getting Started
- Journaling and Color Charts
- Layering Wax & Dye with Value Gradations
- Using Thickened Dyes with Screen Printing
- Pattern Resist, Pole Wrapping and Clamp Resist
- Layered Stitch Resist with Wonderful Results
- Sun Printing & Discharging with a Wax Resist
- Conclusion: Inspirational Fabrics

About the Actor

Susan Purney Mark is an Author, Instructor, and Textile Artist living and working in British Columbia, Canada. Susan has pioneered many unique methods of working with Soy Wax as a resist and frequently lectures and teaches on the subject of Surface Design and Fabric Arts.

Susan is a quilter who uses the fabrics she develops through surface design in her own work.

[Top of Page](#)